

X3 Type


1.6 x 1.2 mm SMD Crystal

FEATURE

- Typical 1.6 x 1.2 x 0.35 mm ultra thin ceramic package.
- 8 mm width Tape & Reel package for automatic assembly.
- Tight tolerance 10 ppm available.

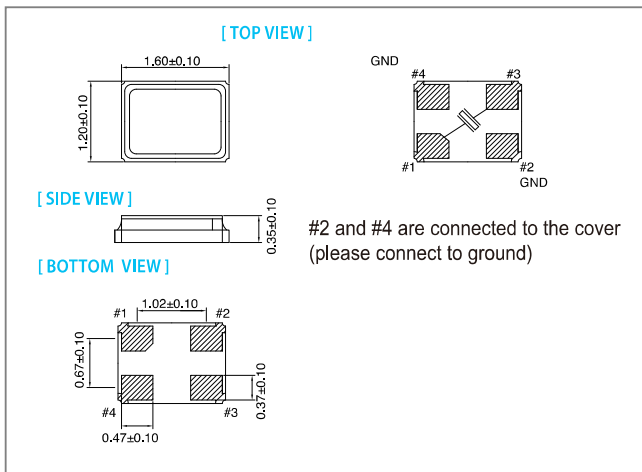
TYPICAL APPLICATION

- Bluetooth, Mobile phone, Wireless LAN.
- Office Automation
- Audio & Video

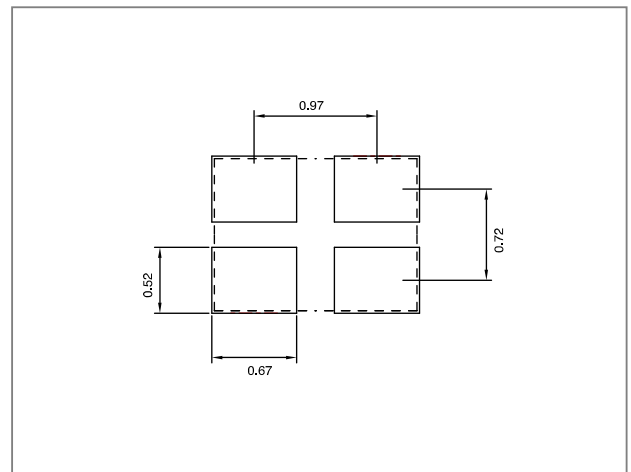


RoHS Compliant

DIMENSION (mm)



SOLDER PAD LAYOUT (mm)



ELECTRICAL SPECIFICATION

| Parameter | Min. | Typical | Max. | Unit |
|------------------------|----------------|---------|------|----------|
| Storage Temp. Range | -40 | - | 125 | °C |
| Standard Frequency | 26,40 | | | MHz |
| Level of Drive | - | 10 | 200 | μW |
| Shunt Capacitance (C0) | - | - | 3.0 | pF |
| Insulation Resistance | 500MΩ @ DC100V | - | - | |
| Aging | ±1.0 to ±3.0 | | | ppm/year |

Standard frequencies are frequencies which the crystal has been designed and does not imply a stock position.

EQUIVALENT SERIES RESISTANCE(ESR)

| Frequency Range | MODE | E.S.R. |
|----------------------|------|--------|
| 26 MHz ≤ Fo ≤ 40 MHz | A1 | <150Ω |
| 40 MHz < Fo ≤ 54 MHz | A1 | <100Ω |

FREQ. STABILITY vs. TEMP. RANGE

| Temp.(°C) | ppm | | |
|-----------|-----|-----|-----|
| | ±5 | ±10 | ±15 |
| -10 ~ +60 | △ | ○ | ○ |
| -20 ~ +70 | × | △ | ○ |
| -40 ~ +85 | × | × | △ |

* O: Available △:Conditional X: Not available

FREQ. STABILITY vs. WIDE TEMP. RANGE

| Temp.(°C) | ppm | | | |
|------------|-----|-----|-----|-----|
| | ±15 | ±20 | ±30 | ±50 |
| -40 ~ +105 | △ | ○ | ○ | ○ |
| -40 ~ +125 | × | × | △ | ○ |

* O: Available △:Conditional X: Not available

Note: not all combination of options are available. Other specifications may be available upon request.